

Scaled data based on original data using
LM-79-08 Approved Method: Electrical and Photometric Measurements of Solid-
State Lighting Products

Test Report Prepared for
Cooper Lighting Solutions
(formerly Eaton)

Brand: McGRAW-EDISON

Report Number: P528377

Luminaire Tested: **GALN-SA3C-727-U-5MQ-GRSBK**

Issue Date: 5/27/2021

Test Information

Test Method: LM-79-08
Report Number: P528377
TEST IS SCALED FROM IESNA LM-79-08 TEST DATA (G3-2011-057-3)
Test Lab: INNOVATION CENTER
Issue Date: 5/27/2021
Manufacturer: COOPER LIGHTING SOLUTIONS (FORMERLY EATON)
Product Line: McGRAW-EDISON
Catalog Number: GALN-SA3C-727-U-5MQ-GRSBK
Description: GALLEON AREA AND ROADWAY LUMINAIRE
(3) 70 CRI, 2700K, 1050mA LIGHTSQUARES WITH 16 LEDS EACH AND TYPE V
MEDIUM OPTICS WITH BLACK GLARE REDUCTION SHIELD
Light Source: -
Ballast/Driver: ELECTRONIC DRIVER

Summary

Lumens per Lamp: N/A
Luminaire Lumens: 10534 lumens
Efficiency: N/A
Efficacy: 65.8 lumens/watt
Luminous Opening: Rectangular (W 1' x L: 1' x H: 0')
IES Classification: Type V - Short
BUG Rating: B3 - U0 - G0

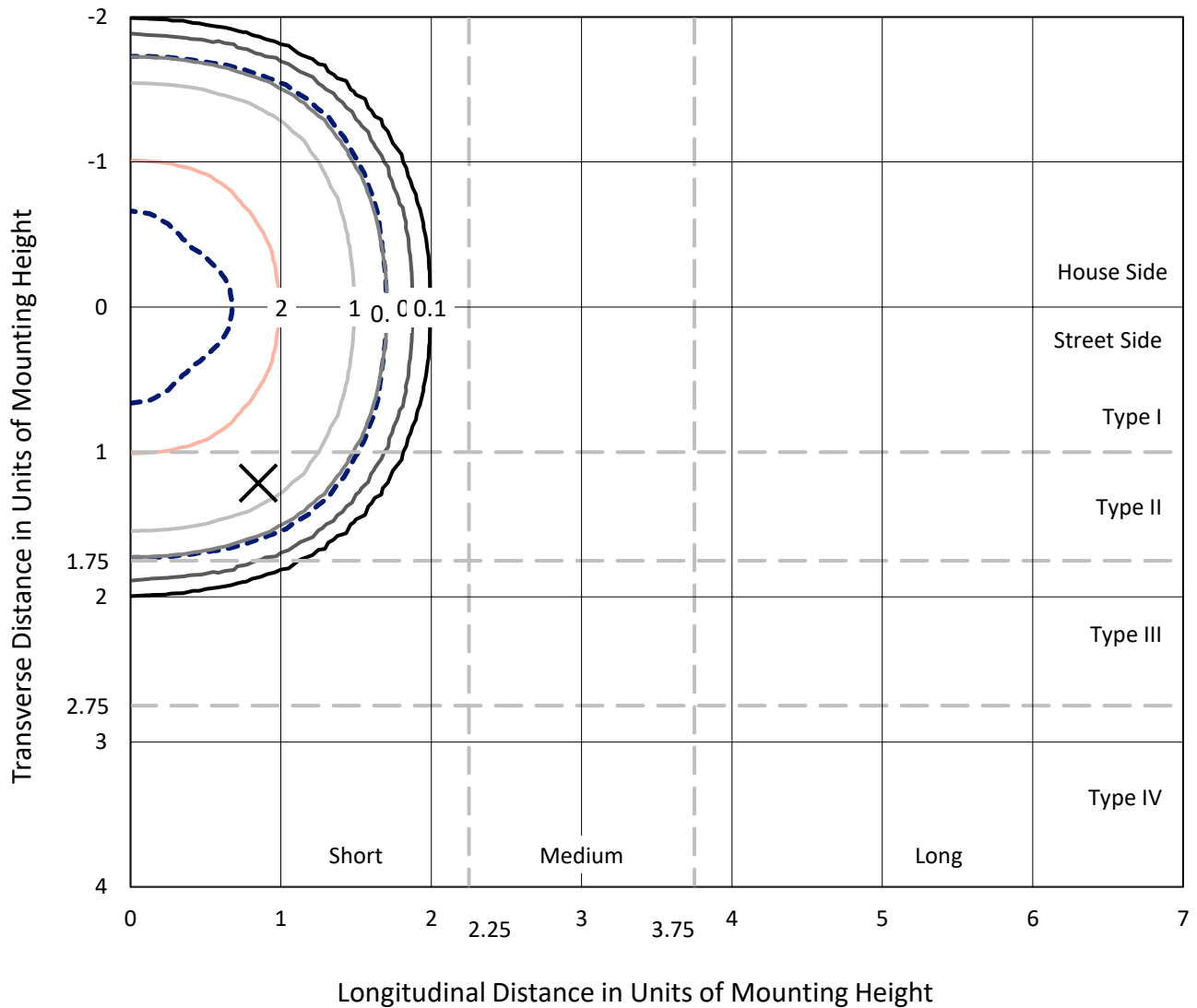
Input Watts (W): 160
Input Voltage (V): NR
Input Current (Ain): NR
Voltage Rise (V): NR
Power Factor: NR
Total Harmonic Distortion (THDi): NR
Frequency (hertz): 60
Stabilization Time: NR
Operation Time: NR
Ambient Temperature (°C): NR
Test Distance: 24 FT



REPORT NUMBER: P528377
 CATALOG NUMBER: GALN-SA3C-727-U-5MQ-GRSBK

Iso-Footcandle Lines of Horizontal Illumination

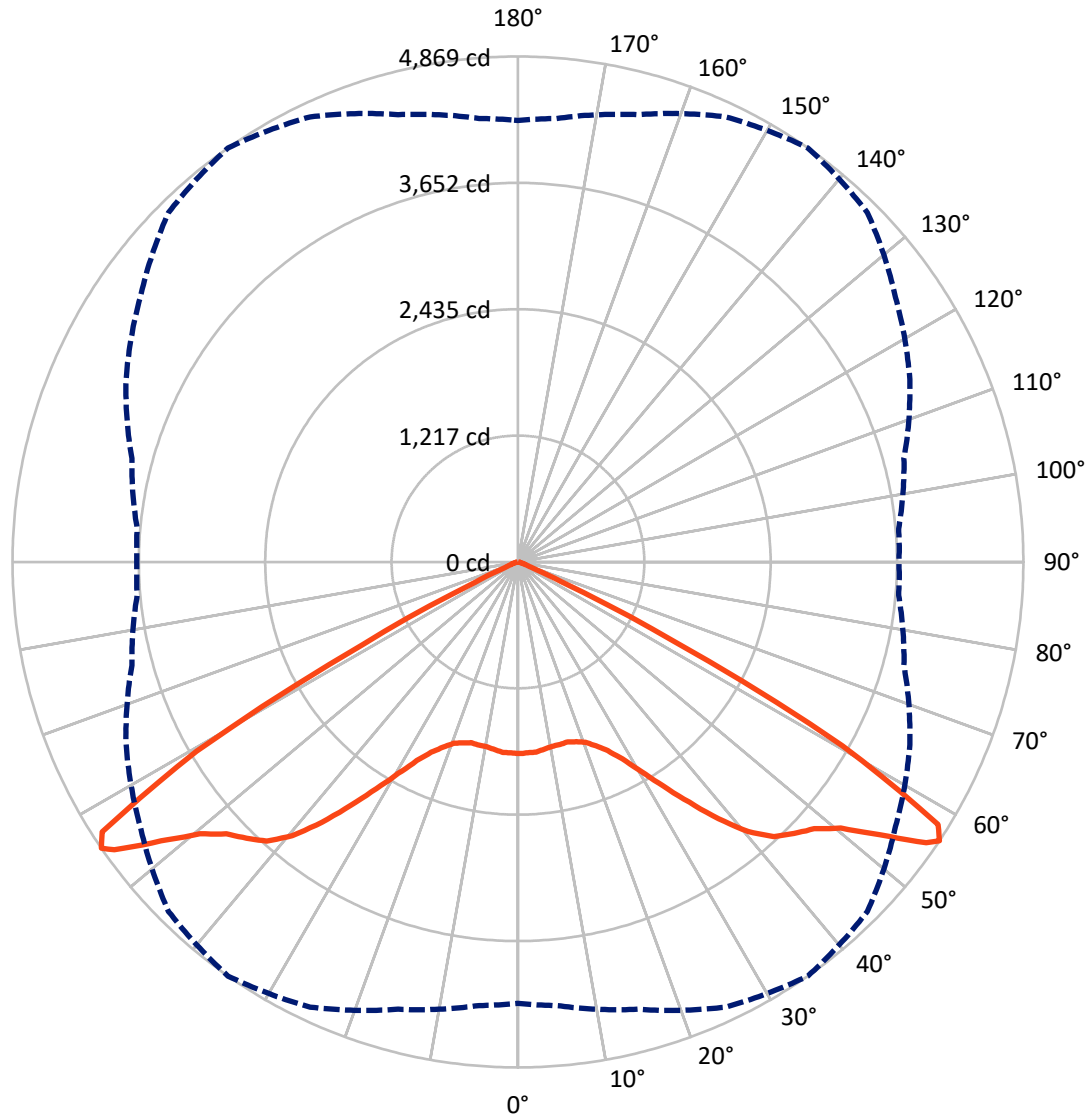
✕ Max cd
 - - - 1/2 Max cd



Based on 25 foot mounting height. Maximum calculated value = 3 fc
 Type V - Short - N/A

REPORT NUMBER: P528377
CATALOG NUMBER: GALN-SA3C-727-U-5MQ-GRSBK

Luminous Intensity Polar Plot



— Vertical Plane Through 35-Deg Lateral - - - Horizontal Cone Through 56-Deg Vertical

REPORT NUMBER: P528377
 CATALOG NUMBER: GALN-SA3C-727-U-5MQ-GRSBK

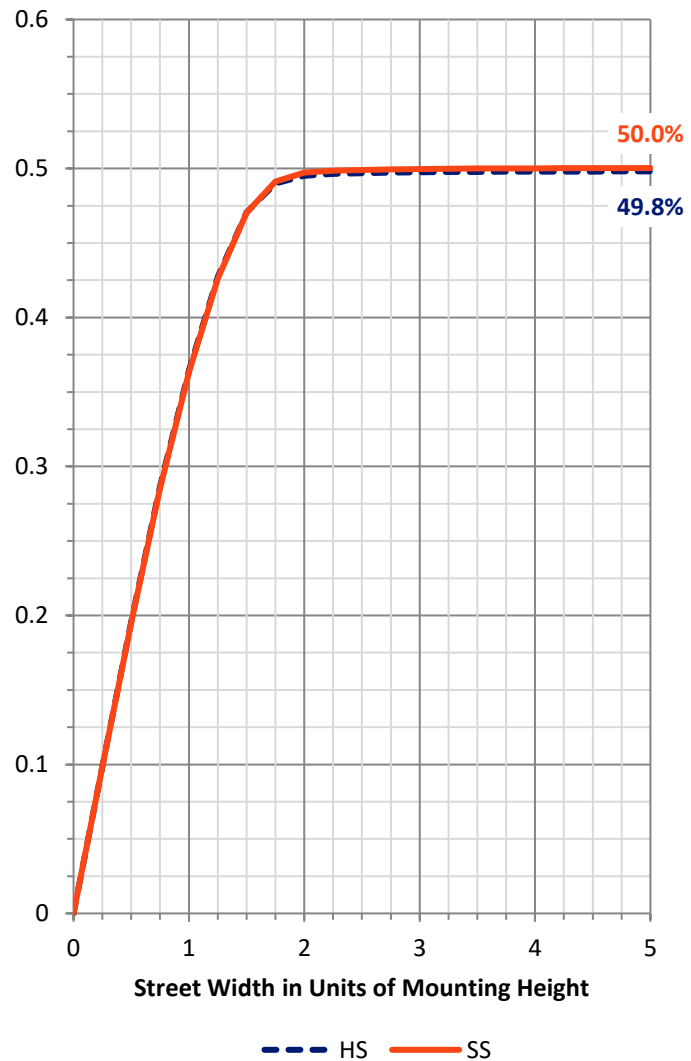
FLUX DISTRIBUTION:

		Downward	Upward	Total
House Side	Lumens	5267.0	0.0	5267.0
	% Fixture	50.0	0.0	50.0
Street Side	Lumens	5267.0	0.0	5267.0
	% Fixture	50.0	0.0	50.0
Total	Lumens	10534.0	0.0	10534.0
	% Fixture	100.0	0.0	100.0

Coefficient of Utilization

ZONAL LUMENS:

Zone	Lumens	% Fixture
0°-10°	173.5	1.6
10°-20°	506.5	4.8
20°-30°	917.1	8.7
30°-40°	1700.7	16.1
40°-50°	2791.6	26.5
50°-60°	3596.4	34.1
60°-70°	792.6	7.5
70°-80°	46.0	0.4
80°-90°	9.7	0.1
90°-100°	0.0	0.0
100°-110°	0.0	0.0
110°-120°	0.0	0.0
120°-130°	0.0	0.0
130°-140°	0.0	0.0
140°-150°	0.0	0.0
150°-160°	0.0	0.0
160°-170°	0.0	0.0
170°-180°	0.0	0.0
0°-90°	10534.0	100.0
0°-180°	10534.0	100.0

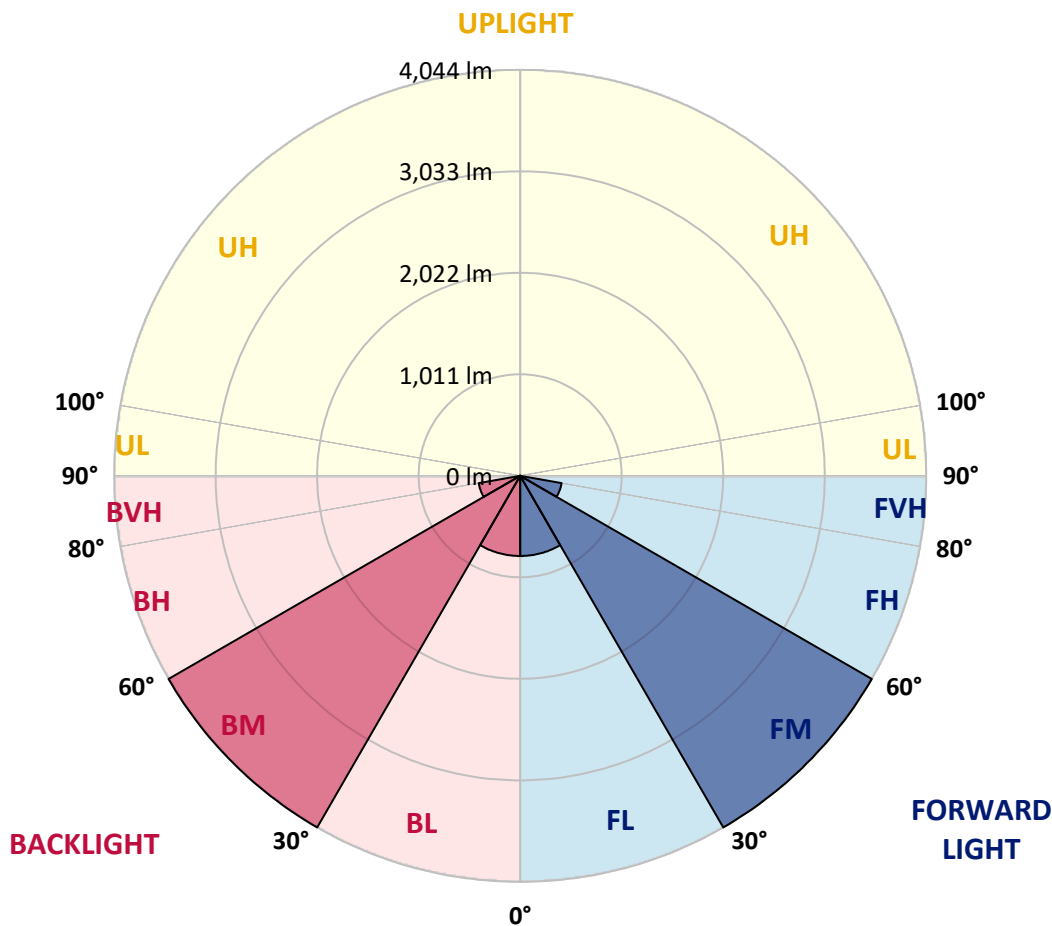


REPORT NUMBER: P528377
 CATALOG NUMBER: GALN-SA3C-727-U-5MQ-GRSBK

LUMINAIRE CLASSIFICATION SYSTEM LUMEN TABLE AND BUG RATING:

Zone	Lumens	% Fixture	Zone Rating/Lumen Limit		
			B	U	G
FL (0°-30°)	798.5	7.6			
FM (30°-60°)	4044.3	38.4			
FH (60°-80°)	419.3	4.0			G0/660
FVH (80°-90°)	4.8	0.0			G0/10
BL (0°-30°)	798.5	7.6	B2/1000		
BM (30°-60°)	4044.3	38.4	B3/5000		
BH (60°-80°)	419.3	4.0	B1/500		G0/660
BVH (80°-90°)	4.8	0.0			G0/10
UL (90°-100°)	0.0	0.0		U0/0	
UH (100°-180°)	0.0	0.0		U0/0	

BUG Rating: B3-U0-G0
 Type V Short





REPORT NUMBER: P528377

CATALOG NUMBER: GALN-SA3C-727-U-5MQ-GRSBK

CANDELA DISTRIBUTION (FULL):

	0°	5°	15°	25°	35°	45°	55°	65°	75°	85°	90°
0°	1845.8	1845.8	1845.8	1845.8	1845.8	1845.8	1845.8	1845.8	1845.8	1845.8	1845.8
2.5°	1849.6	1849.6	1851.5	1853.4	1840.1	1834.3	1836.2	1832.4	1830.5	1836.2	1836.2
5°	1843.9	1843.9	1838.1	1840.1	1840.1	1822.9	1822.9	1826.7	1826.7	1815.2	1811.4
7.5°	1828.6	1824.8	1817.2	1826.7	1821.0	1821.0	1807.6	1798.1	1794.2	1801.9	1794.2
10°	1796.2	1798.1	1805.7	1809.5	1805.7	1817.2	1794.2	1780.9	1767.5	1761.8	1761.8
12.5°	1780.9	1792.3	1780.9	1790.4	1803.8	1794.2	1780.9	1771.3	1752.3	1744.6	1744.6
15°	1779.0	1786.6	1790.4	1803.8	1798.1	1801.9	1775.2	1763.7	1735.1	1721.7	1716.0
17.5°	1777.1	1786.6	1792.3	1817.2	1821.0	1822.9	1801.9	1767.5	1742.7	1729.3	1716.0
20°	1798.1	1801.9	1813.3	1838.1	1853.4	1880.1	1842.0	1805.7	1752.3	1737.0	1731.3
22.5°	1824.8	1843.9	1855.3	1882.1	1922.1	1945.0	1895.4	1849.6	1794.2	1775.2	1752.3
25°	1910.7	1906.9	1926.0	1981.3	2013.8	2030.9	1990.9	1924.0	1851.5	1828.6	1832.4
27.5°	2017.6	2021.4	2038.6	2099.7	2147.4	2174.1	2126.4	2038.6	1967.9	1929.8	1926.0
30°	2156.9	2153.1	2172.2	2254.3	2340.2	2380.2	2296.3	2193.2	2124.5	2074.8	2086.3
32.5°	2303.9	2305.8	2359.2	2433.7	2573.0	2651.3	2515.8	2389.8	2286.7	2252.4	2235.2
35°	2521.5	2531.0	2573.0	2687.6	2842.2	2943.3	2794.4	2643.7	2525.3	2462.3	2470.0
37.5°	2790.6	2781.1	2851.7	2975.8	3138.0	3212.5	3086.5	2914.7	2794.4	2752.5	2779.2
40°	3076.9	3086.5	3122.8	3235.4	3416.7	3466.3	3279.3	3185.7	3080.8	3059.8	3092.2
42.5°	3363.3	3357.5	3384.3	3485.4	3617.1	3582.8	3472.1	3416.7	3342.3	3300.3	3344.2
45°	3573.2	3563.7	3613.3	3682.0	3729.7	3664.8	3615.2	3596.1	3558.0	3512.1	3552.2
47.5°	3777.5	3769.8	3817.5	3836.6	3840.5	3754.6	3764.1	3798.5	3703.0	3607.6	3653.4
50°	3951.2	3937.8	3997.0	4039.0	4029.4	3892.0	3926.3	3892.0	3743.1	3630.5	3613.3
52.5°	4241.3	4247.0	4310.0	4386.4	4363.5	4248.9	4199.3	4042.8	3851.9	3750.7	3691.6
55°	4424.5	4395.9	4504.7	4747.1	4773.8	4655.5	4436.0	4205.0	3918.7	3794.6	3779.4
56°	4252.7	4289.0	4460.8	4731.8	4869.3	4760.5	4441.7	4164.9	3850.0	3682.0	3670.6
57.5°	3815.6	3796.5	4029.4	4399.7	4773.8	4728.0	4285.2	3878.6	3512.1	3323.2	3300.3
60°	2374.5	2429.9	2634.1	3092.2	3592.3	3615.2	3176.2	2826.9	2399.3	2231.4	2271.4
62.5°	929.6	881.9	1009.7	1351.4	1695.0	1771.3	1605.3	1334.2	1095.6	929.6	918.1
65°	215.7	210.0	236.7	326.4	456.2	528.7	502.0	360.8	265.3	252.0	232.9
67.5°	122.2	122.2	116.4	116.4	127.9	135.5	129.8	127.9	133.6	139.3	137.4
70°	85.9	84.0	80.2	82.1	78.3	78.3	84.0	93.5	101.2	101.2	103.1
72.5°	51.5	51.5	51.5	57.3	57.3	57.3	63.0	70.6	72.5	70.6	68.7
75°	22.9	22.9	26.7	32.4	36.3	38.2	43.9	47.7	51.5	47.7	43.9
77.5°	5.7	5.7	9.5	13.4	17.2	21.0	28.6	34.4	36.3	34.4	28.6
80°	1.9	1.9	3.8	9.5	17.2	21.0	28.6	30.5	32.4	28.6	22.9
82.5°	1.9	1.9	3.8	9.5	13.4	17.2	22.9	26.7	28.6	24.8	22.9
85°	0.0	1.9	3.8	7.6	11.5	15.3	15.3	11.5	9.5	5.7	7.6
87.5°	0.0	0.0	1.9	1.9	0.0	0.0	0.0	0.0	0.0	0.0	0.0
90°	0.0	0.0	0.0	0.0	0.0	0.0	0.0	0.0	0.0	0.0	0.0

(END OF REPORT)